

Sounds:

Variations on a 'Still' Point

Conceived by Elizabeth Atkinson
Text by Samuel Beckett

Sound Designer:
Elizabeth Atkinson

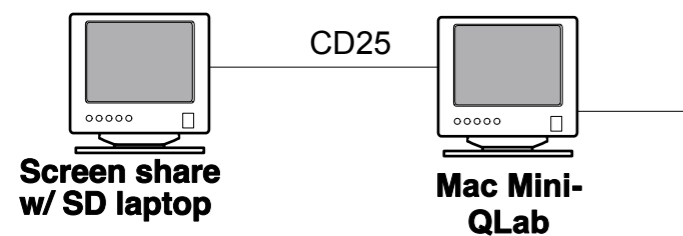
Schematic Block
Diagram

Date: 4/25/12

Scale: N/A

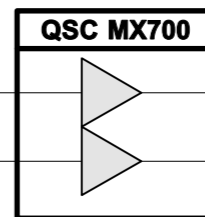
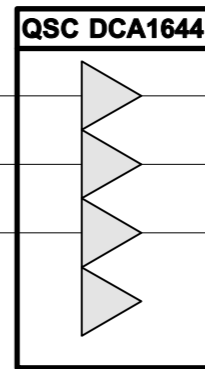
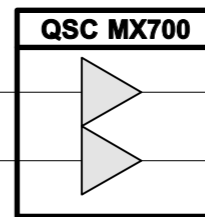
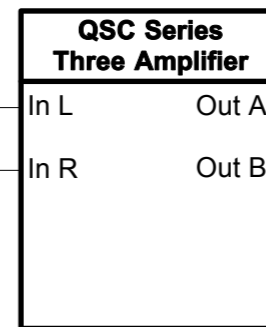
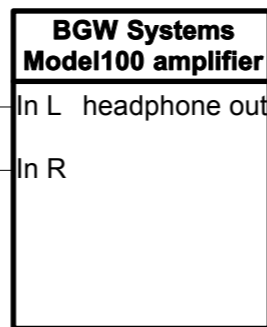
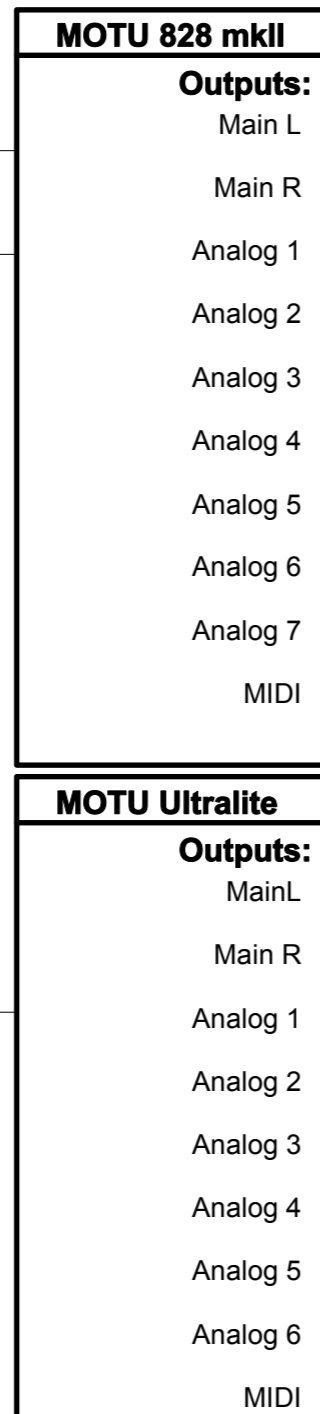
Plate:

2
of 2



CD26

CD27



EAW UB12se
USR

EAW UB12se
USL

EAW UB12se
CSR

EAW UB12se
C

EAW UB12se
CSL

EAW UB12se
DSR

EAW UB12se
DSL

JBL LSR12P
USR

JBL LSR12P
USL

JBL LSR12P
CR

JBL LSR12P
CL

JBL LSR12P
DSR

JBL LSR12P
DSL

Cable Designations:

- CD1 TRS-mXLR 10'
- CD2 TRS-mXLR 10'
- CD3 Snake1 Ch1 TRS-TRS 12'
- CD4 Snake1 Ch2 TRS-TRS 12'
- CD5 Snake1 Ch3 TRS-TRS 12'
- CD6 Snake1 Ch4 TRS-TRS 12'
- CD7 Snake1 Ch5 TRS-TRS 12'
- CD8 Snake1 Ch6 TRS-TRS 12'
- CD9 Snake1 Ch7 TRS-TRS 12'
- CD10 Snake2 Ch1 TRS-XLRm 50' : XLRf-TRS 30'
- CD11 Snake2 Ch2 TRS-XLRm 50' : XLRf-TRS 30'
- CD12 Snake2 Ch3 TRS-XLRm 50' : XLRf-XLRm 10'
- CD13 Snake2 Ch4 TRS-XLRm 50' : XLRf-XLRm 25'
- CD14 TRS-XLRm adapter : XLRf-XLRm 30'
- CD15 TRS-XLRm adapter : XLRf-XLRm 50'
- CD16 TRS-XLRm adapter : XLRf-XLRm 5'
- CD17 TRS-XLRm adapter : XLRf-XLRm 50'
- CD18 Speakon through patch bay to #5
- CD19 Speakon through patch bay to #7
- CD20 Speakon through patch bay to #2
- CD21 Speakon through patch bay to #4
- CD22 Speakon through patch bay to #8
- CD23 Speakon through patch bay to #6
- CD24 Speakon through patch bay to #9
- CD25 Cat5
- CD26 Firewire800-Firewire400
- CD27 Firewire400-Firewire400
- CD28 MIDI
- CD29 MIDI